

Kit includes

- Two (2) Sigma X5 LED Pod
- One (1) Deutsch-style wire pigtail
- Two (2) cover lamp
- One (1) Luxury suitcase
- Two (2) mounting bracket and hardware

Wiring

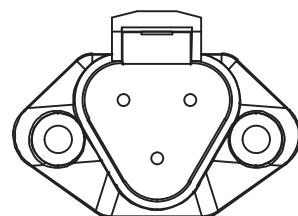
Connect the red wire to positive supply, and black wire to negative or common ground.
Tap the blue wire for the backlight to your desired vehicle function.

All power sources must be fused.

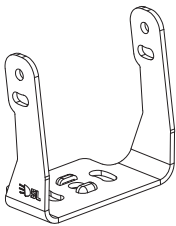








Please note: This auxiliary lamp draws high current, and requires adequately-sized wiring for safe operation.

If you are not using a Special Lighting® wire harness, use wire sized 16 AWG or larger. Please be mindful of current ratings and wire size, especially if splitting power signals to multiple pods, or using switches.

If you have any questions, please feel free to contact us for assistance.



Mounting

 A bracket	 B M6 Flat Washer	 D M6*18 Round Head Screw	 F M8 Spring Washer	 H M8*30 Round Head Screw
	 C M6 Spring Washer	 E M8 Flat Washer	 G M8 Nut	 I M8*30 Hex Screw

Dimensions

